

1934



2007

The LENS PAPER

Volume 73

No. 8 Apr. 2007

CAMERA CLUB SCHEDULE

APRIL FIELD TRIP - TREASURE HUNT IN SAG HARBOR

DATE - 4/29

Apr. 18th (Wed.) Competition - Dick Hunt Judge
Optional Topic - "Crystal/Glassware"

Apr. 22nd (Sun.) PFLI Spring Spectacular

Apr. 25th (Wed.) Program - Photoshop - Joanna Gazzola

Apr. 29th (Sun.) Field Trip to Sag Harbor

MAY FIELD TRIP - MONTAUK POINT - 5/6

May 2nd (Wed.) Board Meeting - Members Welcome

May 7th (Mon.) Workshop -PJ Critique - Leon Hertzson

May 11th (Fri.) PFLI Interclub Competition

May 16th (Wed.) Competition - Nelson Burack
Assigned Topic - "Windows and Doors"

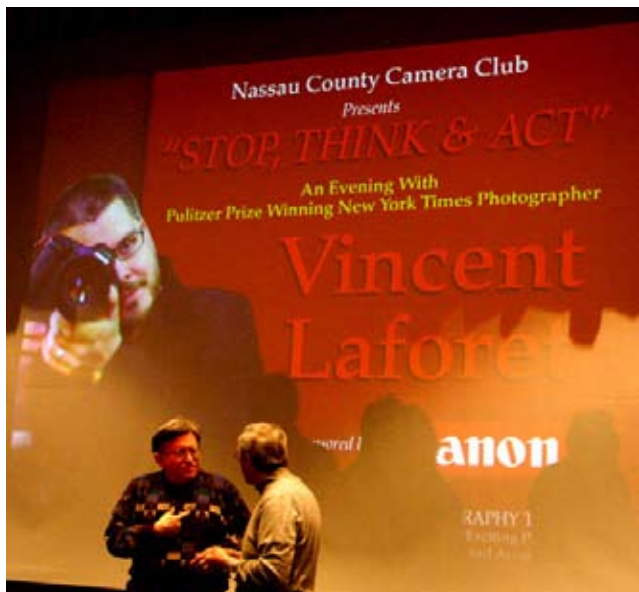
May 23rd (Wed.) Program TBA

JUNE FIELD TRIP - CRUISE AROUND MANHATTAN

June 4th (Mon.) Print and Slide of the Year Competition
Judges Hank DeRossi, Nick Manley
Howard Shafferman

June 8th (Fri.) PFLI Leonard Victor Competition

June 15th (Fri.) NCCC End of Year Dinner



VINCENT LAFORET NIGHT A BIG SUCCESS!!!
More photos and article on page 2



"Springtime at Pepsico" ©Herb Barasch

END OF YEAR DINNER

Our dinner will be held this year on Friday June 15th at 7 PM at La Novella Restaurant, 364 East Meadow Avenue in East Meadow. The price will be the same as last year - \$38.00 per person.

The proposed menu is as follows:

- HOT & COLD ANTIPASTO
- with Bruschetta, Fried Calamari, Mussels
- RIGATONI FILETO DE POMODORO
- MIXED GREEN SALAD
- ENTREE CHOICES:
- Chicken Franchese, Parmigiana or Marsala
- Veal Parmigiana, Marsala or Picata
- Eggplant Rollatini
- Fish - Salmon, Red Snapper or Filet of Sole
- All entrees served with Mixed Vegetables & Potato
- REG/DECAF COFFEE, TEA, CAPPUCHINO, or
- ESPRESSO, PASTRIES
- UNLIMITED SODA
- PAY AS YOU GO CASH BAR

We will have our gift baskets raffle, awards and slide shows for your entertainment. There will be plenty of food, plenty of laughs and friendship and camaradery above all. Please come! Bring your spouses, family and/or friends.

TICKETS ON SALE THIS MONTH!

To insure a really good time, we need people to donate things for the gift baskets and to create some slide shows for the entertainment part of the evening.

Please inform Ellen, Ken or myself if you are planning on bringing a slide show or you need help with creating one so we can plan accordingly.



EXECUTIVE BOARD

- President
Ellen Gallagher 735-8395
- Vice-President
Ken Thalheimer 809-5624
- Treasurer
Angie Glaser 796-4151
- Secretary
Paula Lindenberg 794-8025

COMMITTEE CHAIRPERSONS

- Membership Herb Barasch
- Programs Bob Simari
- Workshops Lorraine Piskin
- Judges Mel Ettinger
- Hospitality Stephanie Cowan
- Field Trips Marietta Munoz
- Historian Paula Lindenberg
- PFLI Rep Ellen Gallagher
- Publicity Joanna Gazzola

COMPETITIONS

- Prints Tim Chambers
- Slides Vivian Bass
- Digital Ken Thalheimer
- PFLI Valerie Interligi

The Lens Paper is published monthly, September to June for the members of the Nassau County Camera Club, Inc., a PFLI and PSA affiliate.

Meetings are held on the first Monday, & third and fourth Wednesday (with some exceptions) of each month at 8:00 PM at the Levittown Library.

Website:

www.nassaucountycameraclub.com
Webmaster: Ron Ettus

EDITOR

Joanna Gazzola
1634 Carla Lane
East Meadow, N.Y. 11554
516-505-0684

Lenspaper Photographer - Ron Ettus

VINCENT LAFORET A BIG SUCCESS!

On March 28th, at the Plainview/Old Bethpage Library, we had our best show of the season. The auditorium was filled with about 200 people...close to full capacity. Everyone I spoke with really enjoyed the show. We had people from many and perhaps all of the camera clubs plus a contingent from Hofstra College. Almost every member of our club was in attendance.

Vincent Laforet was a charming, articulate and amusing speaker and his photography was truly spectacular. He talked about his work and also gave some valuable advice on how to approach a subject and how to get the most out of your subject.



Bob S. & Vincent Laforet



Herb Barasch




Tim Chambers




Pat with Door Prizes



Michael Rathsom



Steve Hirsch & Stephanie Cowan



Leon Forrest

The Audience



PHOTOSHOP

Joanna Gazzola

On April 25th, I want to go over some ways of converting color to black and white, some hints on printing black and white images, and some creative uses of layers and layer masks. If anyone has some techniques in Photoshop that they would like to share, please bring them to the meeting. Call me and let me know so you can be scheduled in. If you have some question about some aspect of Photoshop, e-mail it to me and I'll try to give you an answer or demo it at the meeting.

SPRING SPECTACULAR

PFLI's Spring Spectacular will be held on April 22nd at the Commack High School. The presenters are Rick Sammon (www.ricksammon.com) "Creative Nature and Travel Photography" and Adam Jones (www.adamjonesphoto.com) "Concepts to Images in Photoshop". Both are excellent presenters and photographers. This is an all day event and well worth the time and money. It is only \$25.00 for the day if a ticket is bought in advance, but \$30.00 at the door on the day of the event. Either bring lunch or go out to eat. There will be a one hour lunch break. Commack High School Auditorium, One Scholar Lane, Commack. This is PFLI's ONLY fund raiser. Please make every effort to attend. Ellen has tickets for sale.

COMPETITION SCORES
PFLI – Scores April 13, 2007

Black and White B

Michael Rathsam	White Flower	23
Michael Rathsam	High Jump	23

Black and White A

Joanna Gazzola	Nubble Light	23
Bob Simari	River Sculpture	23
Ellen Gallagher	Leaf Abstract #6	24
Valerie Interligi	Mystery Eyes	20
Bob Simari	Northern Exposure	25

Color B

Michael Rathsam	Bat Boy	24
Rusi Sethna	Who Is the Doll?	21
Vivian Bass	Sunset Interplay	23
Marietta Munoz	Camellia Planting Fields	24
Tim Chambers	Those Eyes	23

Color A

Herb Barasch	Copper Lilies	23
Stephanie Cowen	Two Tulips	23
Joanna Gazzola	Three of a Kind	21
Merrill Heit	Big Mouth	21
Richard Imboden	All Alone in Yellowstone	21
Bob Simari	Sunset Cove	24
Valerie Interligi	Red Rimmed Rose	21
Ellen Gallagher	Looking Down on the Harbor	22
Ron Ettus	Lake Thun	21
Bob Brielmann	Shhhhhhh!	21

Slides B

Vivian Bass	Summertime	23
Vivian Bass	Mill Pond	23
Michael Rathsam	Falls #7	24
Michael Rathsam	Change of Seasons	23
Angie Glaser	Sugar Plum	20

Slides A

Stephanie Cowan	3 Yellow Primroses	24
Herb Barasch	Fallen Branch	24
Steve Hirsch	Wet Dandelion	22
Bob Simari	Mountain Light	24
Tim Chambers	Flower	21

Digital B

Tim Chambers	Eat Me	24
Loretta Schorr	Waterlily Impression	24
Michael Rathsam	Justin 2	23
Vivian Bass	Fall Season	21
Lorraine Piskin	Shadows	21

Digital B (make-up)

Marietta Munoz	Blue-Eyed Ashley	21
Loretta Schorr	Sentimental Rose	21
Michael Rathsam	Myrtle Beach Sunset	21
Vivian Bass	Camera Man	21
Lorraine Piskin	Paige	23

Digital A

Joanna Gazzola	Two Tulips	24
Valerie Interligi	Little Man Speeding	21
Ken Thalheimer	Orient	21
Merrill Heit	Oak Alley	23
Herb Barasch	Amanda	24

March 2007 Club Scores - Dennis Golin Judge

B Slides

Michael Rathsam	Falls #7 (SOM)	9
Angie Glaser(optional)	Sugar Plum	8

A Slides

Bob Simari	Silent Sentinels	9
Tim Chambers	Cruising	9
Stephanie Cowan	3 Yellow Primroses	9
Stephanie Cowan	5 Primroses	8
Bob Simari	By Dawn's Early Light	8
Herb Barasch	Pounding Waves	8

Digital B - Open

Loretta Schorr	Waterlily Impression (IOM)	9
Tim Chambers	Eat Me	9

Digital A - Open

Joanna Gazzola	Two Tulips	9
Merrill Heit	Heli Swarm	9
Ken Thalheimer	Orient	9
Joanna Gazzola	Piper	9
Steve Hirsch	Orchid	8
Ken Thalheimer	B17	8

Digital A - Optional

Valerie Interligi	Little Man Speeding	9
Valerie Interligi	On Your Mark, Get Set, Go	8



Taking Down the Exhibit - Ron Ettus Photographer



March 2007 Club Scores - Dennis Golin Judge

Black and White B

Michael Rathsam High Jump(POM) 8

Black and White A

Joanna Gazzola Nubble Light 9
Bob Simari Mystical Valley 9
Bob Simari Northern Exposure 9
Tim Chambers Brush Strokes 8
Tim Chambers Gracie Bird 8
Stephanie Cowan 3 Tulips in Sepia 8

Color B

Vivian Bass Sunset Interplay(POM) 9
Tim Chambers Those Eyes 8
Tim Chambers Night Moves 8
Michael Rathsam Bat Boy 8

Color A

Stephanie Cowan Model Grey Shawl 9
Stephanie Cowan 3 Coral Tulips 9
Richard Imboden All Alone in Yellowstone MU 9
Joanna Gazzola Yellow Primroses 9
Herb Barasch Besides Still Waters 9
Joanna Gazzola Copper Lilies 9
Stephanie Cowan Doll Portrait (OP) 8
Richard Imboden The Devil is in the Details MU 8
Joanna Gazzola Still Life W/Watering Can 8
Herb Barasch Monument Valley 8
Bob Simari Winter's Jewels 8
Bob Simari Sunset Cove 8

PHOTOJOURNALISM WORKSHOP

On **Monday, May 7th**, Leon Hertzson will return to do a critique of our photo journalistic images. Please bring in some images for him to look at and comment on. They can be prints, slides or digital images. You can do a series on one topic or individual images. Besides technique and exposure, photojournalistic images have something to say or something they show about the world or the human condition. So let's hit the streets and come up with some provocative images to impress Leon.

From Wikipedia - The Free Online Encyclopedia

Photojournalism is a particular form of journalism (the collecting, editing, and presenting of news material for publication or broadcast) that creates images in order to tell a news story. It is now usually understood to refer only to still images, and in some cases to video used in broadcast journalism. Photojournalism is distinguished from other close branches of photography (such as documentary photography, street photography or celebrity photography) by the qualities of:

* **Timeliness** — the images have meaning in the context of a published chronological record of events.

* **Objectivity** — the situation implied by the images is a fair and accurate representation of the events they depict.

* **Narrative** — the images combine with other news elements, to inform and give insight to the viewer or reader.

Photojournalists must make decisions instantly and carry photographic equipment, often while exposed to the same risks (war, rioting, etc.) that are faced by text-only journalists. The fact that they rarely have the option to stand back or wait until the dangerous parts of an event are over means they may take even more risks.

Photojournalism as a descriptive term often implies the use of a certain bluntness of style or approach to image-making. The photojournalist approach to candid photography is becoming popular as a unique style of commercial photography. For example, many weddings today are shot in photojournalism style resulting in candid images that chronicle the events of the wedding day.

Some famous photojournalists to check out: Eddie Adams, Felice Beato, Robert Capa, Henri Cartier-Bresson, Walker Evans, Roger Fenton, Lewis Hine, Dorothea Lange, Helen Levitt and James Nachtwey.

Again From Wikipedia:

Street photography is a type of documentary photography that usually features people in candid situations in public places such as streets, parks, beaches, malls, political conventions, and other settings.

Street photography uses the techniques of straight photography in that it shows a pure vision of something, like holding up a mirror to society. This genre of photography is present in contemporary times and is usually done as black and white photographs. Street photography tends to be ironic and distanced from its subject matter and often concentrates on a single human moment, caught at a decisive or poignant moment. In the 20th century, street photographers have provided an exemplary and detailed record of street culture in Europe and North America.

Many classic works of street photography were created in the period between roughly 1890 and 1975 and coincided with the introduction of small 35mm, rangefinder cameras. Classic practitioners of street photography include Henri Cartier-Bresson, Robert Frank, Alfred Eisenstaedt, W. Eugene Smith, William Eggleston, Brassai and Garry Winogrand.

Technical issues

Film speed / ISO sensitivity

Outside, in daylight, any ISO will do, although lower ISO's are recommended for a finer grain. At dusk and in the evening, a street photographer will probably experience failure with anything slower than 400, unless using a tripod.

Shutter speed

Some images can be enhanced by good use of slow shutter speeds to show motion. However, given the fact that most street photography is done with the camera being hand-held and with a 50mm lens, most photographers will insist on using a shutter speed of at least 1/60th of a second. Remember the rule: for handheld shots, the minimum shutter speed should be 1/xth, where x = the length of your lens.

1/xth is a good rule of thumb for single lens reflex cameras, but since rangefinder cameras and digital cameras operate much more smoothly, you can generally operate at 1/30 of a second easily, and at 1/15 if you brace yourself against a wall or some other fixed object.

Aperture and depth of field

A medium aperture, in the range of f/4 to f/8, will generally be preferred for fast shooting in daylight (this will vary according to the format used: 35mm, digital, 6x6, etc). The extended depth of field will render the subject in focus even if he's moving or the photographer cannot exercise careful focusing. For static subjects, the use of large apertures, f/2.8 or wider, can help separate the subject from the background through shallow depth of field.

Pre-focusing

The aperture a street photographer chooses to use has some impact on a pre-focus setting, but if a photographer can determine that he will be approximately 10 feet away from most of his subjects, he may wish to pre-focus at that distance, thus avoiding the manipulation of focus at the decisive moment.