



1934 2005

The LENS PAPER

Levittown Public Library, Levittown, N.Y. April 19, 2006 Volume No. 8

Ups and Downs!



After a very successful exhibit of NCCC members' photographs at the Levittown Library, they were taken down on March 30, and then reinstalled at the Farmingdale Library on April 1st. Bob Simari contributed some additional outstanding prints to the already diverse and compelling display. Included in the exhibit were the outstanding prints of Joanna Gazzola, Stephanie Cowan, Herb Barasch, Michael Rathsam, Ron Ettus, Paula Lindenberg, Ellen Gallagher, Valerie Interligi, Bob Brielman, Lorraine Piskin, Dick Imboden and Vivian Bass and will remain on exhibit until April 30th. The Farmindale library is located at 116 Merritts Road, Farmindale and its web site is www.nassaulibrary.org/farmingd/



Calendar of Events

	TBA	Bronx Zoo
April	TBA	Farmington Library Show
	19	Competition Optional topic-Curiosity Judge John Brokas
	26	Berger Brothers Adobe Photoshop CS2 Digital slide shows
	TBA	Field trip Planting Fields Arboretum
May	1	Workshop Scanning Techniques and Pin Hole Photos
	17	Competition Assigned topic Sports Judge Glen Tinnie
	24	Bob Simari slide show
	TBA	Field trip Pepsico Gardens
June	5	Competition Print and Slide of the Year Judges Nelson Burack, Dick Hunt, Joe Senzatimore
	16	End of the Year Party
July	14	Amherst Trip

Glens Falls Balloon Fest

The overnight trip to the Glenn Falls Fest in September is being organized. Please contact Marietta if you intend to participate so that she may make reservations. Also, another trip is being planned for October at the Winter Clove Inn.

Bob Simari's multimedia presentation will be seen at the Levittown Library on May 24 at 8 PM. The show will cover some of the outstanding photographic sites of the southwest, including Canyonland's Mesa Arch, Coyote Butte's "Wave", Death Valley's Zabriski Point, and sunsets and sunrises in the Bosque del Apache Wildlife Refuge.

Board Members

Executive Board

President

Joanna Gazzola 516 505-0684
 Vice-President
 Ellen Gallagher 516 735-8395
 Paula Lindenberg - Secretary
 Richard Imboden - Treasurer

Committee Chairpersons
 Trips - Marietta Munoz
 Prints - Ellen Gallagher
 Slides - Vivian Bass
 Members Night (Workshops) -
 Lorraine Piskin
 Publicity - Loretta Schorr
 Membership - John Geraci
 Programs – Marianne Sandt
 PFLI Selection Committee –
 Mel Ettinger
 Hospitality - Stephanie Cowan
 Webmaster - Ronald Ettus
 Lenspaper Editor - Ron Ettus
 PFLI Reps –
 Ellen Gallagher, Joanna Gazzola
 Judges - Steve Hirsch
 Historian - Loretta Schorr


The Lenspaper is published monthly, September to June for the members of the Nassau County Camera Club, A PFLI and PSA affiliate.

Meetings are held on the first Monday, third and fourth Wednesday of each month at 8:00 PM in the Levittown Library

Editor: Ronald Ettus
 e-mail: ronriv@optonline.net

A Photographer with a different point of view

From the beginning of her lecture, those of us in the audience were aware that we were dealing with a person whose approach would be from an unusual point of view. Sandra Carillon introduced her lecture from the back of the room, forcing the audience to turn around to see her. She showed photos that were out of focus and poorly exposed, and extolled the use of old junky cameras with inferior lenses. Sandra breezily recounted her own photographic history and the idiosyncrasies of her students. She encourages her students to be creative and especially appreciates being different. One of the photos displayed was of a leaf with a row of sewing pins in it. Another was of people lying on the beach photographed from above. Sandra is a member of the Soho Photo Gallery and enthusiastically encourages other photographers to be involved.



www.sohophoto.com

The Soho Photo Gallery is located on 15 White Street, NY, NY.

Scores From March Competition

A Slides		
The Fallen	8	Mel Ettinger
Buddhist Drum	8	Loretta Schorr
What's for Dinner	8	Ed Dandt
Alpenglow	9	Bob Simari
Sunset	8	Steve Hirsch
Belgium	8	Mel Ettinger
Tranquility Base	9	Bob Simari
Tractor Graphics	8	Loretta Schorr
Design #5	9	Mel Ettinger
A Delicate Balance	8	Bob Simari
Went for a Dip	8	Steve Hirsch
B Slides		
Duomo, Milan	8	Angie Glaser



Yvonne Basset-Berger to speak at the NCCC on Wed, April 26, 2006.

Yvonne Berger, a representative of the Berger Brothers Camera store and the Olympus Corporation, will explore the techniques and skill areas of "Color Management", "Converting Raw Files", "Putting together a Slide Show", and "Tips for Adobe Photoshop CS2".

The latest in Olympus digital equipment, papers and ink will be presented. Yvonne is a stock photographer, private instructor, and the owner of photo restoration and retouching business. Last year, she gave a very successful and greatly appreciated presentation to the NCCC so we are anticipating a meaningful discussion of great interest to our club members.

PFLI Scores

This month the PFLI competition will be held on April 21, 2006 at 7:45 PM at the Old Bethpage Restoration Village. The results will be published in the next issue with the results of the May competition.



Contest Results MARCH 2006

Prints

Black and White A

Shadowlands	9	Simari, Bob
Sierra Rockscape	9	Simari, Bob
Randolph # 1 in B & W	8	Cowan, Stephanie
Design # 3	8	Ettinger, Mel
Shadow Design # 11	8	Gallagher, Ellen
Tree Peony Reflected	8	Gazzola, Joanna
Ballet Slippers in B & W	8	Interligi, Valerie
Wanna Martini ?	8	Interligi, Valerie

Black and White B

Sister & Brother	9	Rubenstein, Harvey
Slip with Pink Bow	9	Schorr, Loretta
Winter's Fog	9	Simari, Pat
Lone Beach in Fog	8	Rathsam, Michael

Color A

Gondolier	9	Barasch, Herb
Masai Warrior	9	Barasch, Herb
Cyclamen Bud	9	Cowan, Stephanie
Pink Peony	9	Cowan, Stephanie
Hot Air	9	Ettinger, Mel
Owl	9	Ettinger, Mel
Island Fortress	9	Ettus, Ronald
It's Spring !!!	9	Gazzola, Joanna
Tribute to Gordon		
Parks	9	Gazzola, Joanna
Inner Glow	9	Simari, Bob
Last Light at Mono		
Lake	9	Simari, Bob
Zigfield Girl	8	Barasch, Herb
Paige # 2	8	Cowan, Stephanie
Me	8	Ettinger, Mel
Blue Eyes	8	Ettus, Ronald
Flower Close Up # 3	8	Gallagher, Ellen
Three Windows	8	Gallagher, Ellen
A Rainy Day in St.		
Thomas	8	Hirsch, Steve
Sew ?	8	Hirsch, Steve
More Glass	8	Interligi, Valerie
Yellow Tulip	8	Interligi, Valerie
Sandstone Fantasy	8	Simari, Bob




Vivian Bass with Blue Bird

Color B		
The Bear, Osprey Nest, Prarie, Dogs and a Rabbit	9	Brielmann, Bob
Lost Highway	9	Rathsam, Michael
Massada	9	Rubenstein, Harvey
Moment in Time	9	Rubenstein, Harvey
Copper Beach Dying	9	Sethna, Rusi
Argentine Gaucho	8	Bienenfeld, Harold
Early Morning Flight	8	Bienenfeld, Harold
Pelican	8	Bienenfeld, Harold
Fly the Friendly Skies	8	Munoz, Marietta
Coyote Charging	8	Rathsam, Michael
Hello Kitty	8	Rathsam, Michael
Flushing Meadow	8	Schorr, Loretta
Coe Hall Arches	8	Sethna, Rusi
Purple Family	8	Sethna, Rusi
Cove Beach	8	Simari, Pat



Pat Simari
with
Winter's Fog



Mel Ettinger
with
Hot Air


Photo Bio by Herb Barasch

Photography has been my hobby for many years. It started with black and white using my Dad's Leica 35mm camera. Then on my own to color prints in the darkroom.

I've used black & white film, color negatives and color slides. I became interested in digital when it first came out as a novelty, and went through the gamut of various cameras including many Nikons until I became hooked on the digital Olympus E1. I recently acquired a Fuji S7000, which will be used as a backup camera. I've continually upgraded PhotoShop from 3.0 to CS. And have very recently changed to version CS2 that I am in the process of learning its features.

Many of my pictures are from travels, but have done portraits, scenery, flowers, and animals.

Through the assistance of club members, I have learned how to improve not only picture taking but also how to achieve better prints. I've found that the best way to keep improving is by taking field trips and attending the workshops



HDR High Dynamic Range

A new and dramatic development has emerged in the arsenal for the amateur photographer. The range of light that a slide could handle was said to be about 3 stops, while print film and digital sensors can detect a broader spectrum of light. But with some difficult scenes parts of the image would be blown out, or the dark areas would be too dark to use. Adobe Photoshop CS2 has a technique to help with this problem. For a challenging scene, the photographer may take up to 7 pictures on a tripod, covering the full range of exposures from very underexposed to very overexposed. But by using MERGE TO HDR, its program starts to make a single image from all of them, such that the highlights are not blown out and the dark area is readable. There is a slider, which can be used to find a midpoint value that the photographer can choose from to fine-tune his image.